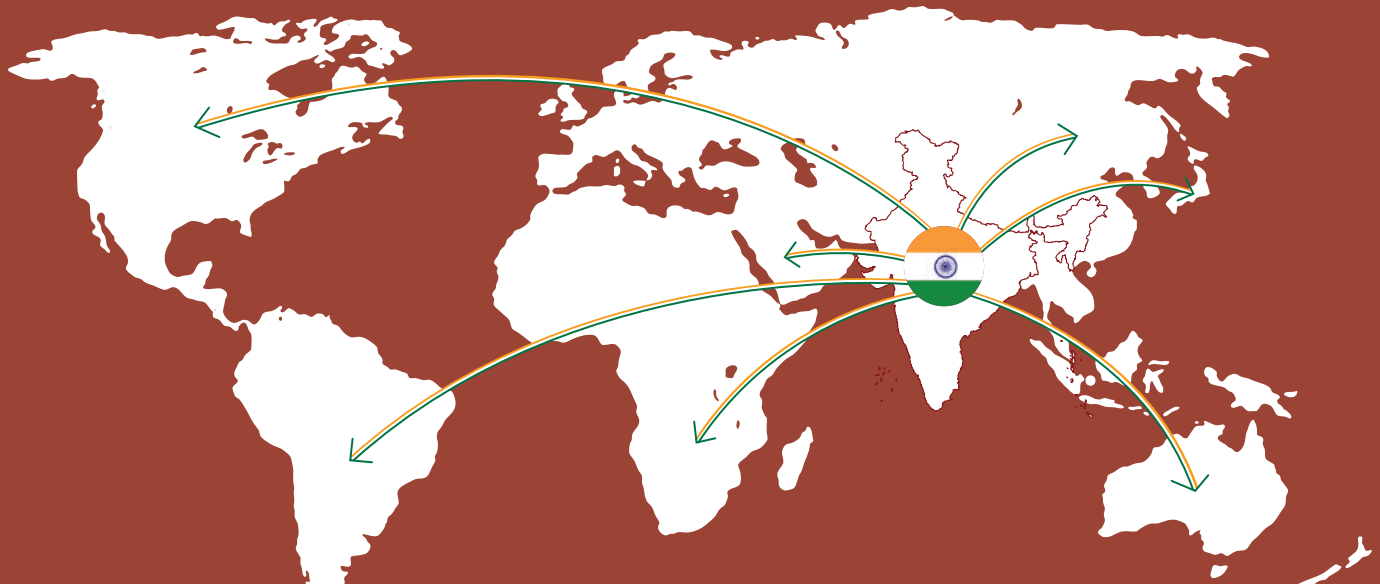


# A guide for **How do I Vote** **Overseas Indian Electors**



**Systematic Voters' Education & Electoral Participation (SVEEP)**  
**Election Commission of India**

# Who can be an Overseas Elector?



Overseas Elector

is a citizen of India, absent from the country owing to employment, education etc.




has not acquired citizenship of any other country and is otherwise eligible to be registered as a voter in the **address** mentioned in the **passport**.



has attained the age of 18 years on the qualifying date i.e. 1st of January of the year of revision of electoral roll.



is not disqualified to be enrolled as an elector.



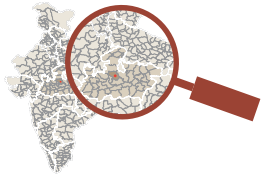
## Disqualified to be enrolled as an elector if

- ✗ of unsound mind and declared so by a competent court
- ✗ temporarily disqualified from voting under any law relating to corrupt practices and other election offence



# Getting Started: Registration in the Electoral Roll

## Fill Enrolment Form



Find out the name of your Constituency and Part in the district/state of residence at [www.eci.gov.in](http://www.eci.gov.in)



Fill **Form 6A** online at [www.nvsp.in](http://www.nvsp.in) and upload the requisite proofs.




Alternatively download **Form 6A** from ECI website [www.eci.gov.in](http://www.eci.gov.in). Fill **Form 6A** in 2 copies and send to Electoral Registration officer ERO. The list of EROs of various constituencies are available on [www.eci.gov.in](http://www.eci.gov.in)



Forms are also available free of cost in Indian Missions.

## Documents Required



One recent passport size coloured photograph affixed in **Form 6A**.



Self-attested photocopies of the relevant pages of the passport containing photograph, address in India and all other details



The page of passport containing the valid visa endorsement



The photocopy of each of the documents referred to above, should be duly self-attested.

## Form can be Submitted Online, in Person or by Post

You can fill the form in person with the Electoral Registration Officer / Assistant ERO of the constituency. If application is submitted in person before the ERO, the original passport should be produced for verification.



Instructions regarding enrolment have been posted on the ECI website [www.eci.gov.in](http://www.eci.gov.in)



## What Happens after the Form Submission: the Verification Process




Both Level Officer will visit the home address mentioned in your passport and enquire to verify the copies of documents.



In cases where no relative is available or willing to give declaration for verification of documents, the documents will be sent for verification to the concerned Indian Mission.




Decision of the Electoral registration Officer (ERO) will be communicated to you by post and SMS on the address and mobile number given in **Form 6A**. Electoral rolls are also available on the website of the Chief Electoral Officer.



ELECTORAL ROLL OF INDIA (PART No. 1)	
1. Name and Residential Status of Candidate	2. NATIONALITY
3. Name and Residential Status of Personified Elector and of his/her Spouse	4. NATURE OF RESIDENCE
5. PARTICULARS OF DOCUMENTS	
6. Declaration of Candidate	7. Declaration of Personified Elector
8. Declaration of Personified Elector	9. Declaration of Personified Elector
10. Declaration of Personified Elector	11. Declaration of Personified Elector
12. Declaration of Personified Elector	13. Declaration of Personified Elector
14. Declaration of Personified Elector	15. Declaration of Personified Elector
16. Declaration of Personified Elector	17. Declaration of Personified Elector
18. Declaration of Personified Elector	19. Declaration of Personified Elector
20. Declaration of Personified Elector	21. Declaration of Personified Elector
22. Declaration of Personified Elector	23. Declaration of Personified Elector
24. Declaration of Personified Elector	25. Declaration of Personified Elector
26. Declaration of Personified Elector	27. Declaration of Personified Elector
28. Declaration of Personified Elector	29. Declaration of Personified Elector
30. Declaration of Personified Elector	31. Declaration of Personified Elector
32. Declaration of Personified Elector	33. Declaration of Personified Elector
34. Declaration of Personified Elector	35. Declaration of Personified Elector
36. Declaration of Personified Elector	37. Declaration of Personified Elector
38. Declaration of Personified Elector	39. Declaration of Personified Elector
40. Declaration of Personified Elector	41. Declaration of Personified Elector
42. Declaration of Personified Elector	43. Declaration of Personified Elector
44. Declaration of Personified Elector	45. Declaration of Personified Elector
46. Declaration of Personified Elector	47. Declaration of Personified Elector
48. Declaration of Personified Elector	49. Declaration of Personified Elector
50. Declaration of Personified Elector	51. Declaration of Personified Elector
52. Declaration of Personified Elector	53. Declaration of Personified Elector
54. Declaration of Personified Elector	55. Declaration of Personified Elector
56. Declaration of Personified Elector	57. Declaration of Personified Elector
58. Declaration of Personified Elector	59. Declaration of Personified Elector
60. Declaration of Personified Elector	61. Declaration of Personified Elector
62. Declaration of Personified Elector	63. Declaration of Personified Elector
64. Declaration of Personified Elector	65. Declaration of Personified Elector
66. Declaration of Personified Elector	67. Declaration of Personified Elector
68. Declaration of Personified Elector	69. Declaration of Personified Elector
70. Declaration of Personified Elector	71. Declaration of Personified Elector
72. Declaration of Personified Elector	73. Declaration of Personified Elector
74. Declaration of Personified Elector	75. Declaration of Personified Elector
76. Declaration of Personified Elector	77. Declaration of Personified Elector
78. Declaration of Personified Elector	79. Declaration of Personified Elector
80. Declaration of Personified Elector	81. Declaration of Personified Elector
82. Declaration of Personified Elector	83. Declaration of Personified Elector
84. Declaration of Personified Elector	85. Declaration of Personified Elector
86. Declaration of Personified Elector	87. Declaration of Personified Elector
88. Declaration of Personified Elector	89. Declaration of Personified Elector
90. Declaration of Personified Elector	91. Declaration of Personified Elector
92. Declaration of Personified Elector	93. Declaration of Personified Elector
94. Declaration of Personified Elector	95. Declaration of Personified Elector
96. Declaration of Personified Elector	97. Declaration of Personified Elector
98. Declaration of Personified Elector	99. Declaration of Personified Elector
100. Declaration of Personified Elector	101. Declaration of Personified Elector

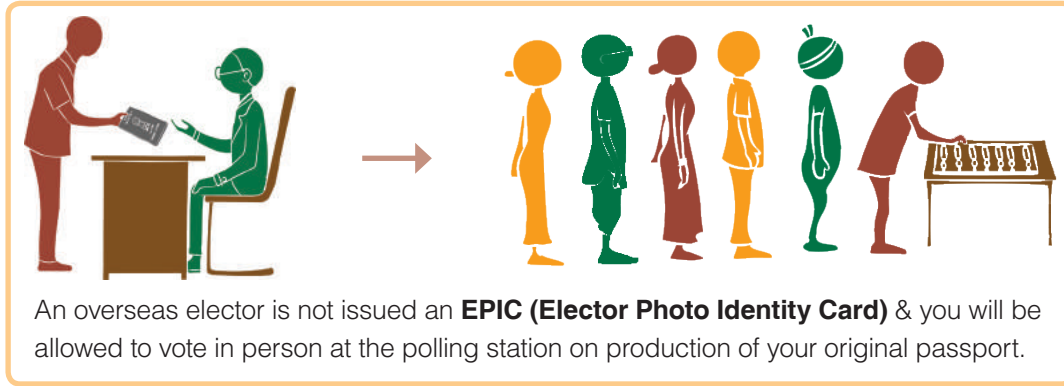
Names of overseas electors are included in a separate section for “Overseas Electors” which is the last section of the roll of each polling station area.



FORM 8	
1. Name and Residential Status of Candidate	
2. NATIONALITY	
3. Name and Residential Status of Personified Elector and of his/her Spouse	
4. NATURE OF RESIDENCE	
5. PARTICULARS OF DOCUMENTS	
6. Declaration of Candidate	
7. Declaration of Personified Elector	
8. Declaration of Personified Elector	
9. Declaration of Personified Elector	
10. Declaration of Personified Elector	
11. Declaration of Personified Elector	
12. Declaration of Personified Elector	
13. Declaration of Personified Elector	
14. Declaration of Personified Elector	
15. Declaration of Personified Elector	
16. Declaration of Personified Elector	
17. Declaration of Personified Elector	
18. Declaration of Personified Elector	
19. Declaration of Personified Elector	
20. Declaration of Personified Elector	
21. Declaration of Personified Elector	
22. Declaration of Personified Elector	
23. Declaration of Personified Elector	
24. Declaration of Personified Elector	
25. Declaration of Personified Elector	
26. Declaration of Personified Elector	
27. Declaration of Personified Elector	
28. Declaration of Personified Elector	
29. Declaration of Personified Elector	
30. Declaration of Personified Elector	
31. Declaration of Personified Elector	
32. Declaration of Personified Elector	
33. Declaration of Personified Elector	
34. Declaration of Personified Elector	
35. Declaration of Personified Elector	
36. Declaration of Personified Elector	
37. Declaration of Personified Elector	
38. Declaration of Personified Elector	
39. Declaration of Personified Elector	
40. Declaration of Personified Elector	
41. Declaration of Personified Elector	
42. Declaration of Personified Elector	
43. Declaration of Personified Elector	
44. Declaration of Personified Elector	
45. Declaration of Personified Elector	
46. Declaration of Personified Elector	
47. Declaration of Personified Elector	
48. Declaration of Personified Elector	
49. Declaration of Personified Elector	
50. Declaration of Personified Elector	
51. Declaration of Personified Elector	
52. Declaration of Personified Elector	
53. Declaration of Personified Elector	
54. Declaration of Personified Elector	
55. Declaration of Personified Elector	
56. Declaration of Personified Elector	
57. Declaration of Personified Elector	
58. Declaration of Personified Elector	
59. Declaration of Personified Elector	
60. Declaration of Personified Elector	
61. Declaration of Personified Elector	
62. Declaration of Personified Elector	
63. Declaration of Personified Elector	
64. Declaration of Personified Elector	
65. Declaration of Personified Elector	
66. Declaration of Personified Elector	
67. Declaration of Personified Elector	
68. Declaration of Personified Elector	
69. Declaration of Personified Elector	
70. Declaration of Personified Elector	
71. Declaration of Personified Elector	
72. Declaration of Personified Elector	
73. Declaration of Personified Elector	
74. Declaration of Personified Elector	
75. Declaration of Personified Elector	
76. Declaration of Personified Elector	
77. Declaration of Personified Elector	
78. Declaration of Personified Elector	
79. Declaration of Personified Elector	
80. Declaration of Personified Elector	
81. Declaration of Personified Elector	
82. Declaration of Personified Elector	
83. Declaration of Personified Elector	
84. Declaration of Personified Elector	
85. Declaration of Personified Elector	
86. Declaration of Personified Elector	
87. Declaration of Personified Elector	
88. Declaration of Personified Elector	
89. Declaration of Personified Elector	
90. Declaration of Personified Elector	
91. Declaration of Personified Elector	
92. Declaration of Personified Elector	
93. Declaration of Personified Elector	
94. Declaration of Personified Elector	
95. Declaration of Personified Elector	
96. Declaration of Personified Elector	
97. Declaration of Personified Elector	
98. Declaration of Personified Elector	
99. Declaration of Personified Elector	
100. Declaration of Personified Elector	

You can use **Form 8** for making any correction in electoral roll.

# How to Cast your Valuable Vote



However, provision for alternative options for voting for Overseas Indian electors is under consideration.

## HOW TO VOTE?

Mobile phones, camera or any other gadget is not allowed inside a polling booth.

First polling official will check your name on voter list and check your passport.

Second polling official will ink your finger, give you a chit and take your signature on a register.

You will have to deposit the chit at the third polling official and show your inked finger and then proceed to the polling booth.

Record your vote by pressing the button beside the symbol of the candidate of your choice on the Electronic Voting Machine; you will hear a beep sound.

You can press **NOTA**, None of the Above, if you don't like any candidate, it's the last button on the EVM.

# Keeping in Mind: Points to Remember



Form 6A



DECLARATION

No person can be enrolled in more than one electoral roll i.e. when you enrol as a overseas voter you have to submit a declaration – that you are not already enrolled as a general voter.



Form 6A



Election Commission of India  
Identity Card



SURRENDER

If you are registered as a general voter, you should surrender your EPIC when you submit **Form 6A** for registration as Overseas voter.



Election Commission of India  
Identity Card



REGISTER



Form 6A

When you return to India you can register as general voter at your place of ordinary residence and get your enrolment as overseas elector deleted.



**So get enrolled today to vote in the next election!**

দুর্ভাগ্যবশত গণতন্ত্রের বাবে বৃহত্তর অংশগ্রহণ

ശക്തമായ ജനാധിപത്യത്തിന്  
വർദ്ധിച്ച ജനപങ്കാളിത്തം

मजबूत लोकशाही - सौनी भागीदारी

मजगुत लोकतंत्र मे सभक सहभागिता

ਮਜਬੂਤ ਲੋਕਤੰਤਰ - ਸਭ ਦੀ ਭਾਗੀਦਾਰੀ  
കൂടുതലైన പ്രജാസൗഹൃദത്തിకి കൂടുതലైన അംഗീകാരം

مضبوط جمهوريت سب کی شرکت

गोखों सुबुं खुंथायनि थाखाय गोवां बाहागो लानाय

ସୁଦୃଢ଼ ଗଣତନ୍ତ୍ର ପାଇଁ ଅଧିକ ଯୋଗଦାନ

बळीश्ट लोकशाये खातीर चडांत चड वांटेकार जायात

मजबूत प्रजातन्त्रका लागी ब्यापक सहभागिता

केटेच राज आरी लगित सेन-रा भाग हटाउ

زیادہ شمولیت مضبوط جمهوریت

# Greater Participation for a Stronger Democracy

## मजबूत लोकतंत्र, सबकी भागीदारी

வலுவான ஜனநாயகத்திற்கு பெருமளவில் பங்கேற்றல்

শক্তিশালী গণতন্ত্রের জন্য অধিকতর অংশগ্রহণ

मजबूत लोकशाहीअ लाइ आला हिस्सेदारी

# ಸುಭದ್ರ ಪ್ರಜಾಪ್ರಭುತ್ವಕ್ಕಾಗಿ ಸರ್ವರ ಪಾಲ್ಗೊಳ್ಳುವಿಕೆ.

मजबूत लोकशाही - सौनी भागीदारी

হেন্না মপাঙ্গল কনবা গনতন্ত্র উইনবা মীযামনা অহেছা শানুক যাবা

Founded in 1950, the **Election Commission of India** conducts the entire process of elections to the office of the President, Vice President, Parliament and the State Assemblies. In the performance of its functions ECI not only prepares, maintains and periodically updates the Electoral Rolls, supervises the nominations of candidates, registers political parties, monitors the election campaigns and funding of candidates, but also ensures active and aware electoral participation of the second largest population in the world through its SVEEP programme.

**The Constitution of India** grants its every eligible citizen, regardless of gender, religion, caste, education, socio economic status or location - a right to vote and every vote has the same value. Hence, it becomes imperative for all citizens to actively partake in the electoral process, ensuring many other rights by utilizing the right to vote.

**Systematic Voters' Education and Electoral Participation (SVEEP)** is a programme to educate citizens and voters about the electoral process and to enhance people's participation in the processes. SVEEP is based on a three-pronged strategy of

**INFORMATION**- To meet any gaps in information about the What, Where, When and How of registration and voting process

**MOTIVATION**- To plug the gaps in motivation among people, catering to the Why posed by the people

**FACILITATION**- To facilitate the citizens by making their electoral participation, easier, convenient and friendly.

**Register online as an Overseas Indian Elector at [www.nvsp.in](http://www.nvsp.in)**

 [facebook.com/ECI](https://facebook.com/ECI)

 [youtube.com/ECI](https://youtube.com/ECI)

[www.eci.gov.in](http://www.eci.gov.in)



**Systematic Voters' Education and Electoral Participation (SVEEP)**

Election Commission of India  
Nirvachan Sadan, Ashoka Road  
New Delhi- 110001

[www.ecisveep.nic.in](http://www.ecisveep.nic.in)